

Chart Collection for Morning Briefing

Yardeni Research, Inc.

October 12, 2020

Dr. Edward Yardeni

516-972-7683
eyardeni@yardeni.com

Mali Quintana

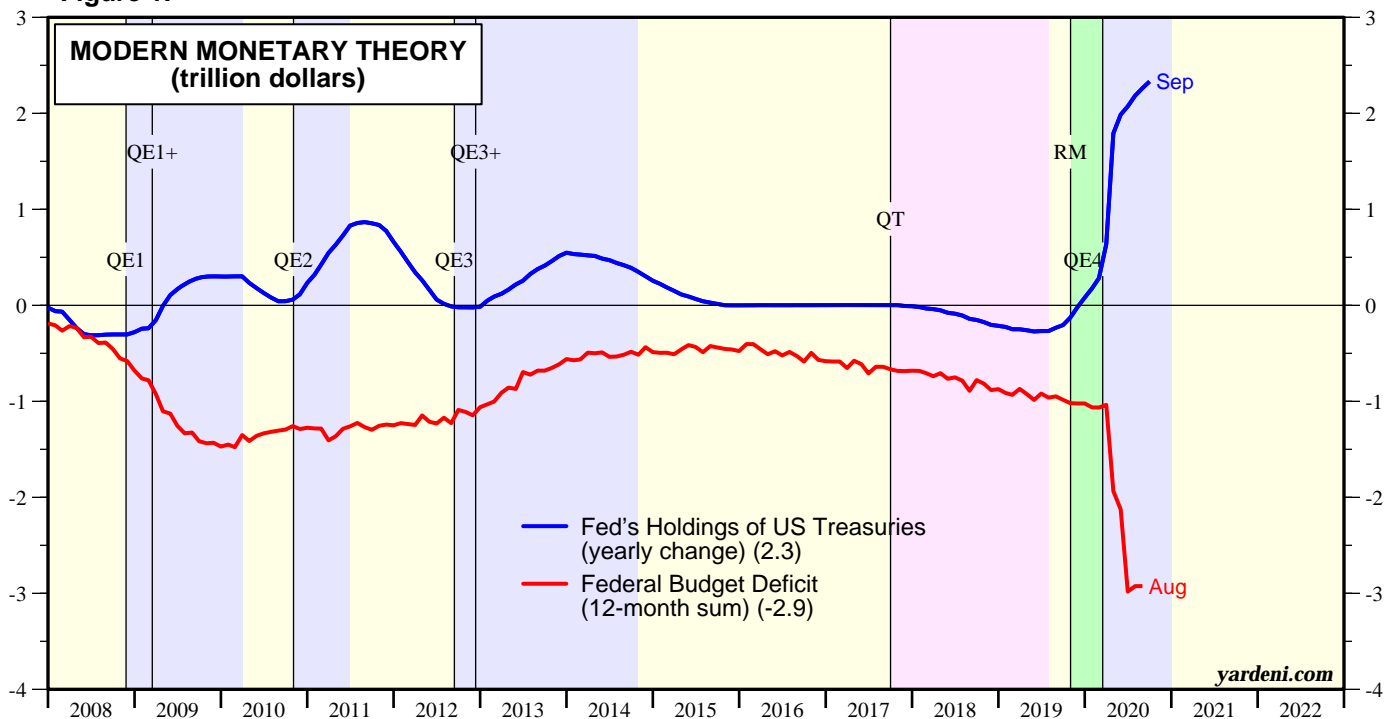
480-664-1333
aquintana@yardeni.com

Please visit our sites at
www.yardeni.com
blog.yardeni.com



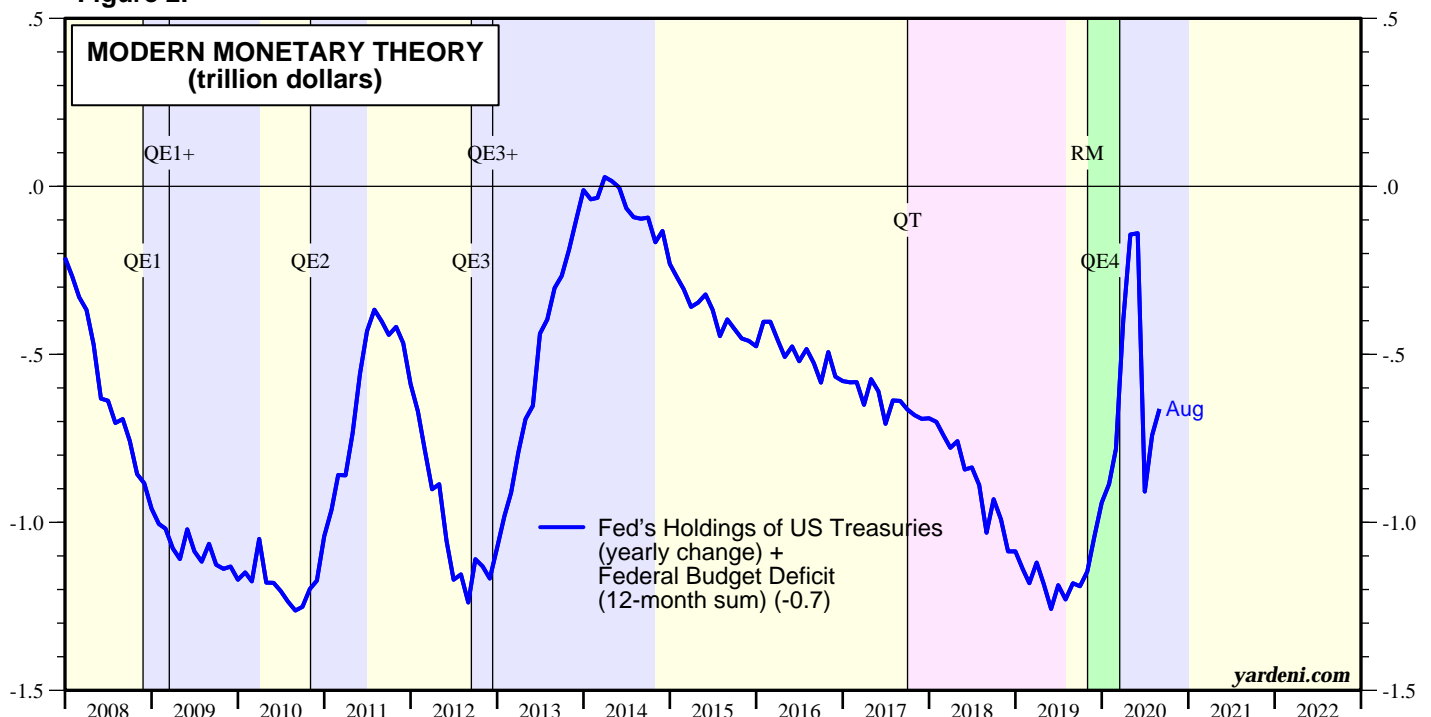
thinking outside the box

Figure 1.



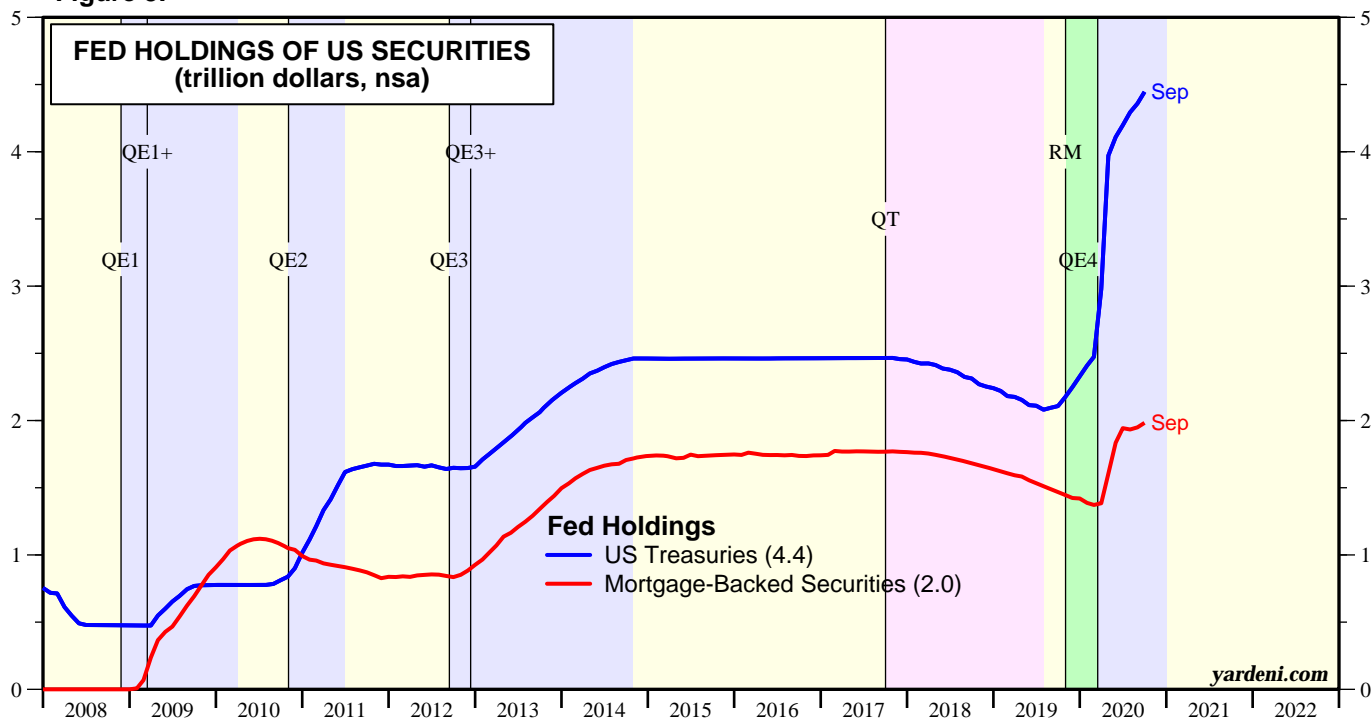
Note: QE1 (11/25/08-3/31/10) = \$1.24tn in mortgage securities; expanded (3/16/09-3/31/10) = \$300bn in Treasuries. QE2 (11/3/10-6/30/11) = \$600bn in Treasuries. QE3 (9/13/12-10/29/14) = \$40bn/month in mortgage securities (open ended); expanded (12/12/12-10/1/14) = \$45bn/month in Treasuries. QT (10/1/17-7/31/19) = balance sheet pared by \$675bn. RM (11/1/19-3/15/20) = reserve management, \$60bn/month in Treasury bills. QE4 (3/16/20-infinity). Source: Federal Reserve Board and US Treasury Department.

Figure 2.



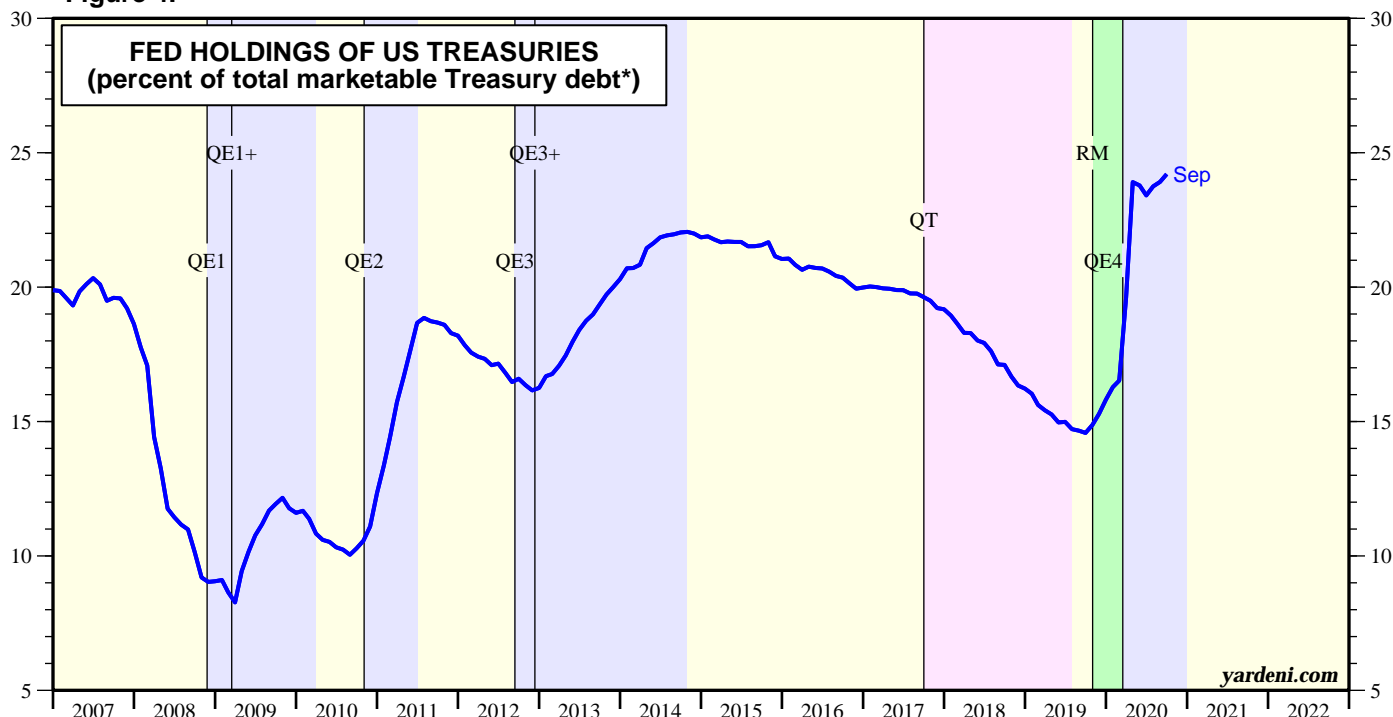
Note: QE1 (11/25/08-3/31/10) = \$1.24tn in mortgage securities; expanded (3/16/09-3/31/10) = \$300bn in Treasuries. QE2 (11/3/10-6/30/11) = \$600bn in Treasuries. QE3 (9/13/12-10/29/14) = \$40bn/month in mortgage securities (open ended); expanded (12/12/12-10/1/14) = \$45bn/month in Treasuries. QT (10/1/17-7/31/19) = balance sheet pared by \$675bn. RM (11/1/19-3/15/20) = reserve management, \$60bn/month in Treasury bills. QE4 (3/16/20-infinity). Source: Federal Reserve Board and US Treasury Department.

Figure 3.



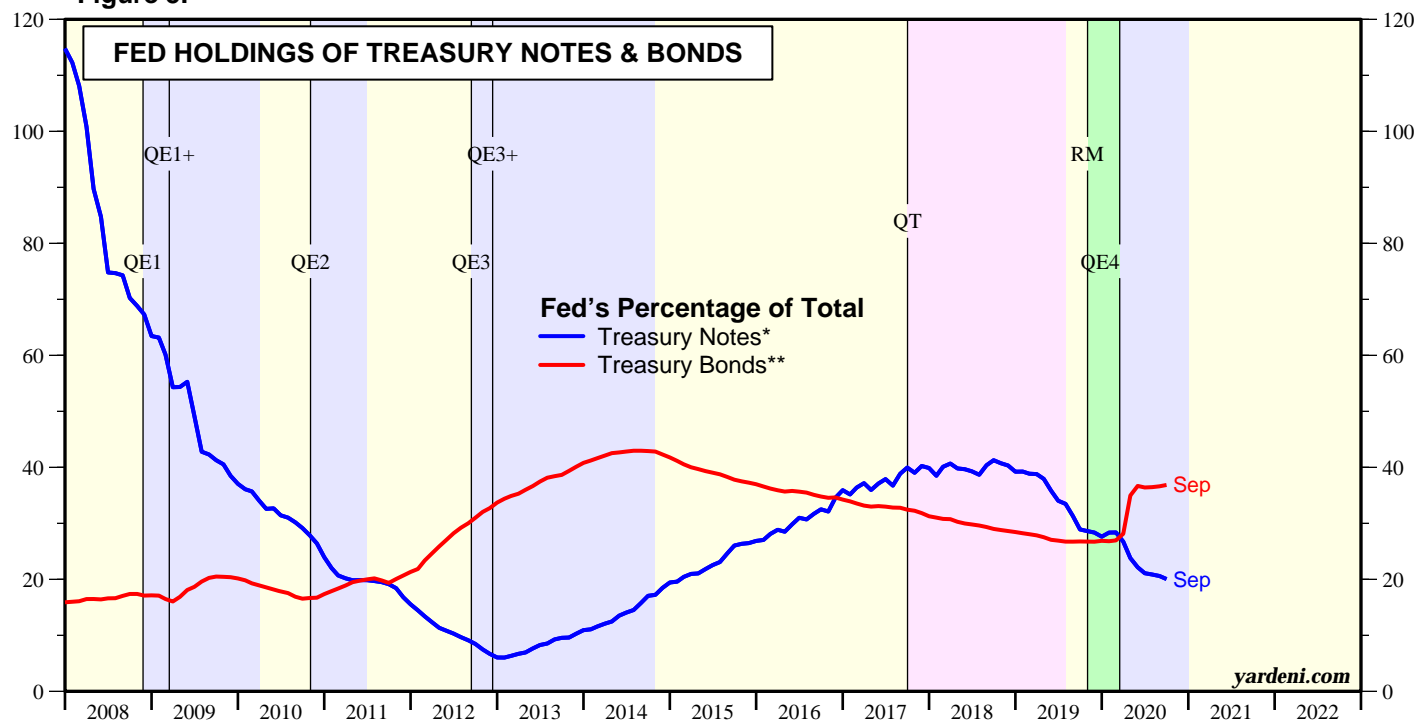
Note: QE1 (11/25/08-3/31/10) = \$1.24tn in mortgage securities; expanded (3/16/09-3/31/10) = \$300bn in Treasuries. QE2 (11/3/10-6/30/11) = \$600bn in Treasuries. QE3 (9/13/12-10/29/14) = \$40bn/month in mortgage securities (open ended); expanded (12/12/12-10/1/14) = \$45bn/month in Treasuries. QT (10/1/17-7/31/19) = balance sheet pared by \$675bn. RM (11/1/19-3/15/20) = reserve management, \$60bn/month in Treasury bills. QE4 (3/16/20-infinity). Source: Federal Reserve Board (Consolidated Statement of Condition of all Federal Reserve Banks (H.4.1 TABLE 5).

Figure 4.



* Total marketable US Treasury interest-bearing bills, notes and bonds.
Note: QE1 (11/25/08-3/31/10) = \$1.24tn in mortgage securities; expanded (3/16/09-3/31/10) = \$300bn in Treasuries. QE2 (11/3/10-6/30/11) = \$600bn in Treasuries. QE3 (9/13/12-10/29/14) = \$40bn/month in mortgage securities (open ended); expanded (12/12/12-10/1/14) = \$45bn/month in Treasuries. QT (10/1/17-7/31/19) = balance sheet pared by \$675bn. RM (11/1/19-3/15/20) = reserve management, \$60bn/month in Treasury bills. QE4 (3/16/20-infinity). Source: Federal Reserve Board (Consolidated Statement of Condition of all Federal Reserve Banks (H.4.1 TABLE 5).

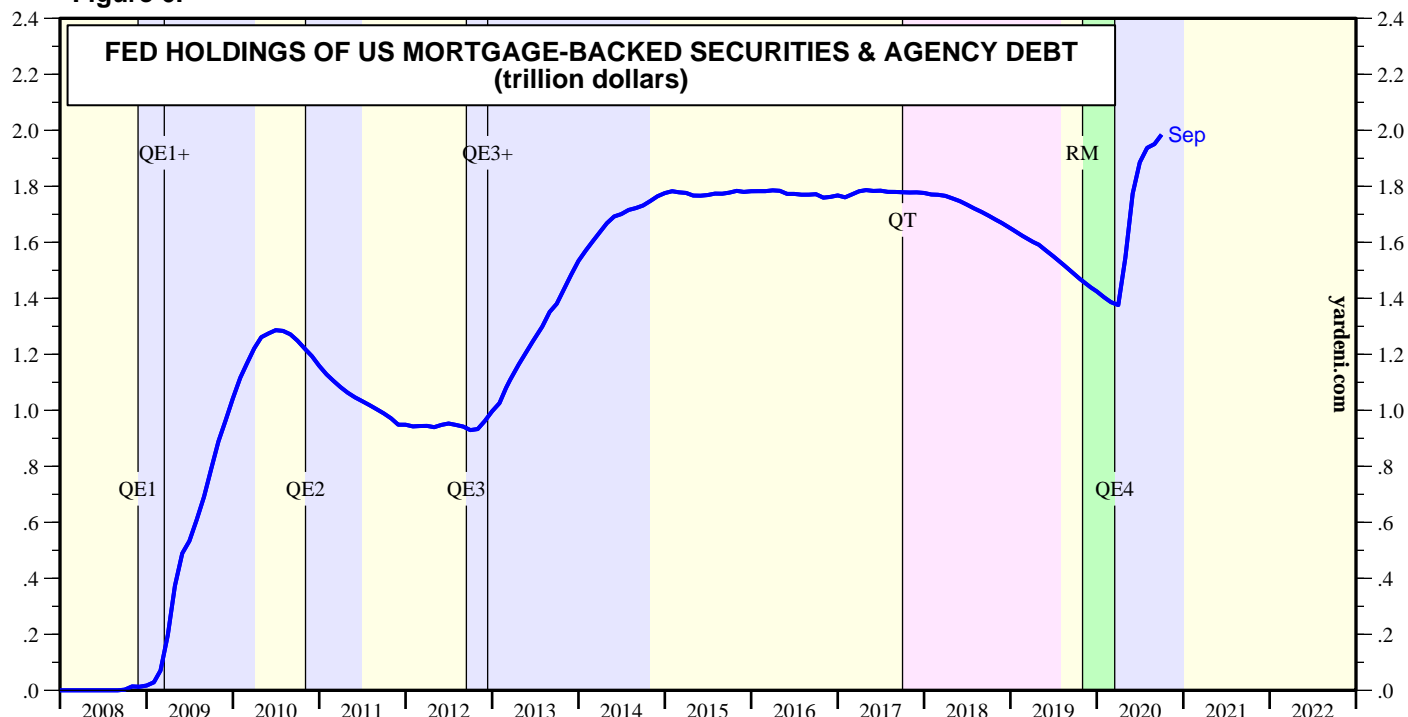
Figure 5.



* 1-10 years. ** Over 10 years.

Note: QE1 (11/25/08-3/31/10) = \$1.24tn in mortgage securities; expanded (3/16/09-3/31/10) = \$300bn in Treasuries. QE2 (11/3/10-6/30/11) = \$600bn in Treasuries. QE3 (9/13/12-10/29/14) = \$40bn/month in mortgage securities (open ended); expanded (12/12/12-10/1/14) = \$45bn/month in Treasuries. QT (10/1/17-7/31/19) = balance sheet pared by \$675bn. RM (11/1/19-3/15/20) = reserve management, \$60bn/month in Treasury bills. QE4 (3/16/20-infinity). Source: Federal Reserve Board.

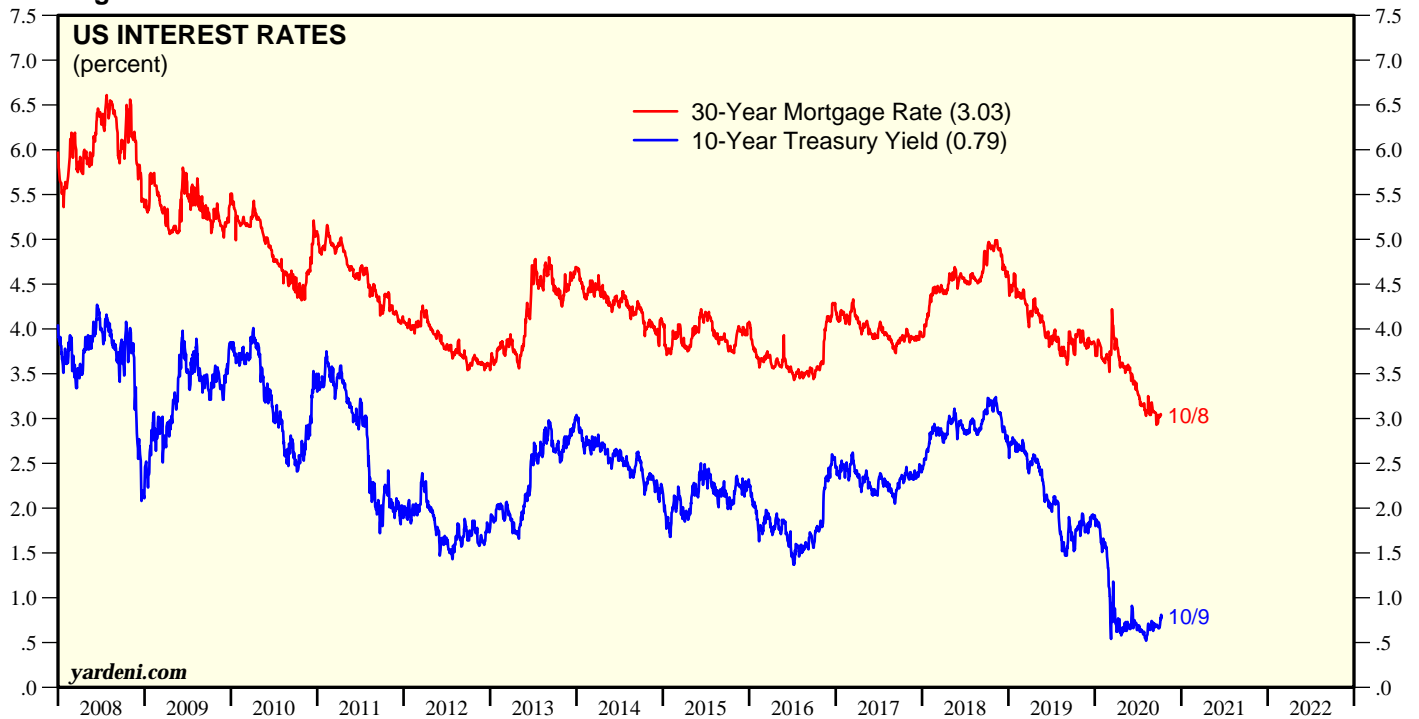
Figure 6.



Note: QE1 (11/25/08-3/31/10) = \$1.24tn in mortgage securities; expanded (3/16/09-3/31/10) = \$300bn in Treasuries. QE2 (11/3/10-6/30/11) = \$600bn in Treasuries. QE3 (9/13/12-10/29/14) = \$40bn/month in mortgage securities (open ended); expanded (12/12/12-10/1/14) = \$45bn/month in Treasuries. QT (10/1/17-7/31/19) = balance sheet pared by \$675bn. RM (11/1/19-3/15/20) = reserve management, \$60bn/month in Treasury bills. QE4 (3/16/20-infinity).

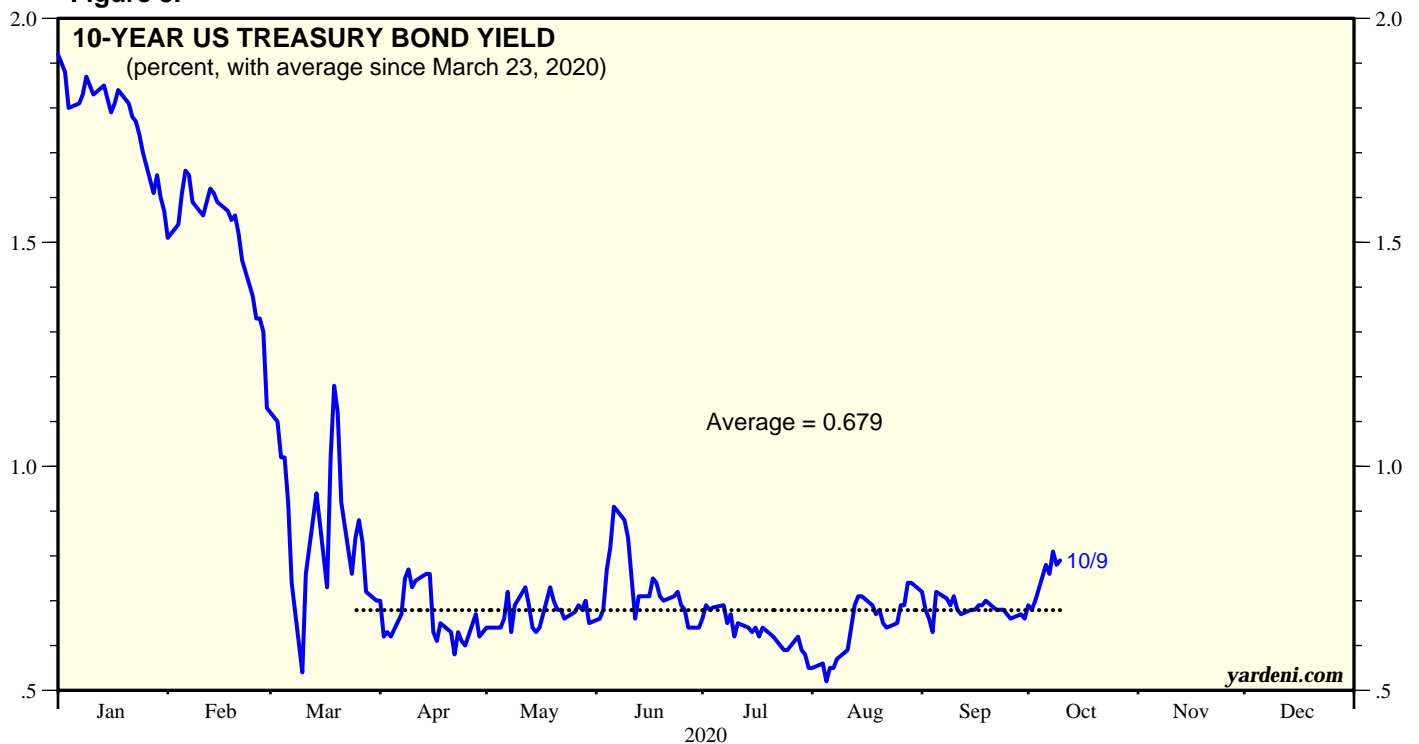
* Fed data are averages of daily figures for weeks ending Wednesday. Source: Federal Reserve Board.

Figure 7.



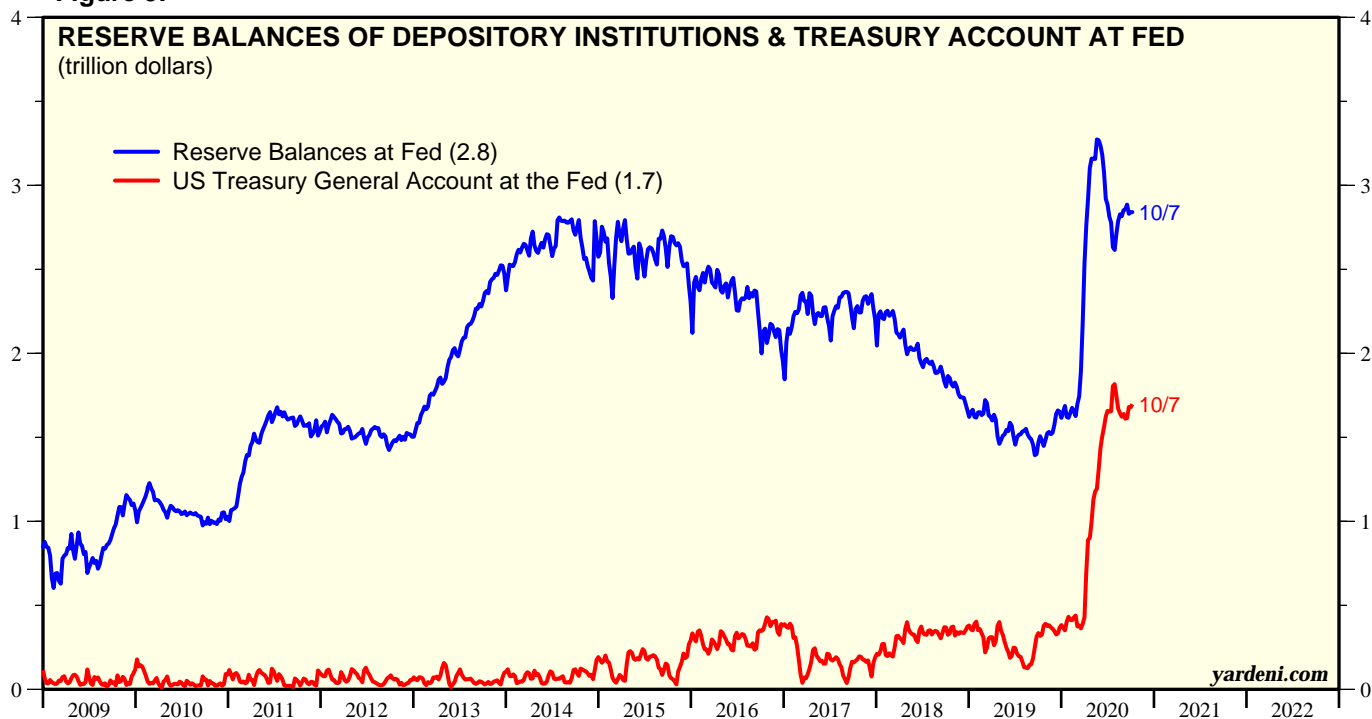
Source: Board of Governors of the Federal Reserve System.

Figure 8.



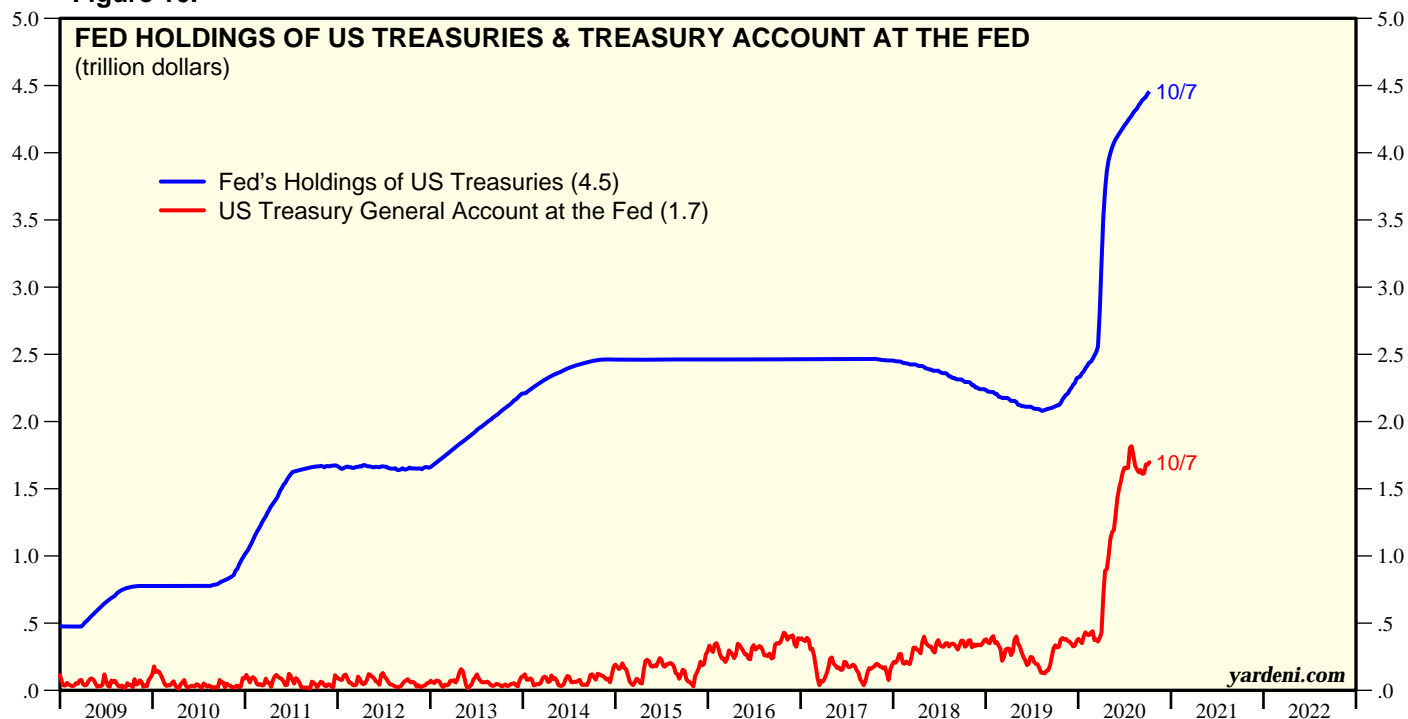
Source: Federal Reserve Board.

Figure 9.



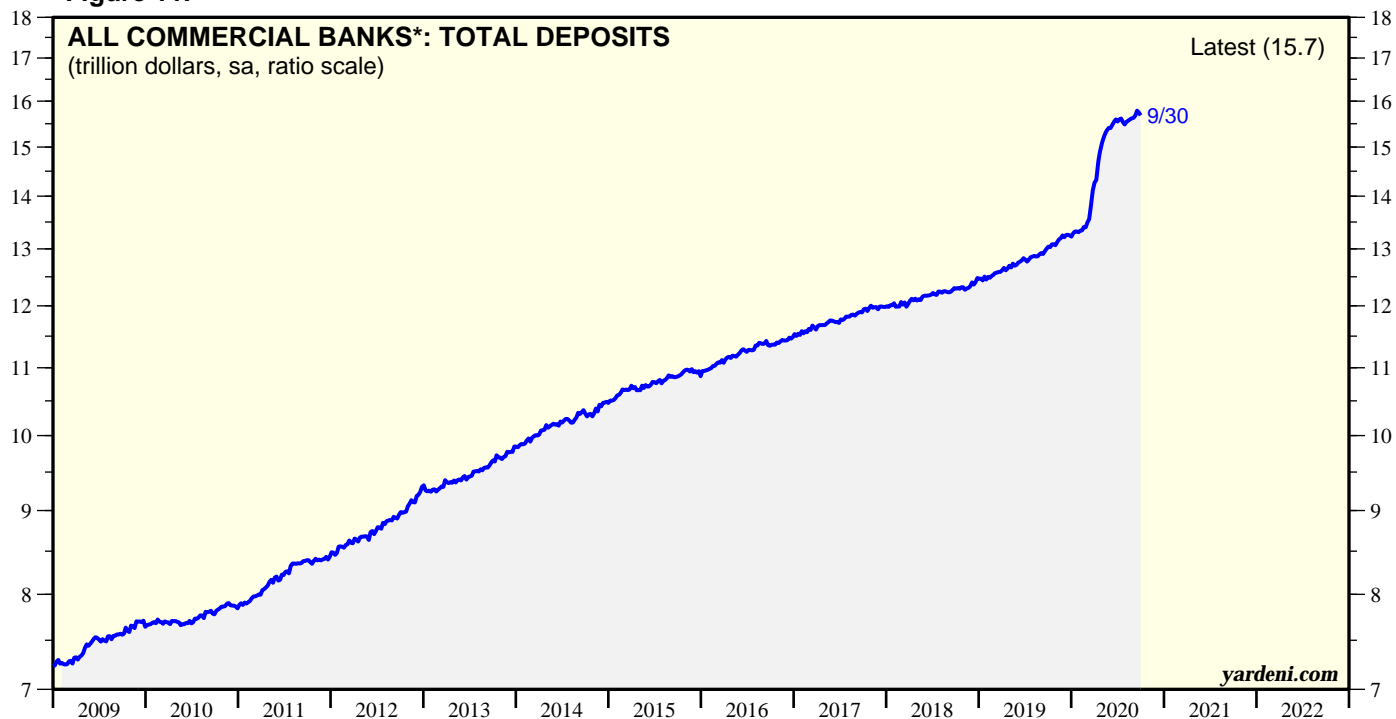
Source: Federal Reserve Board, Table H.4.1.

Figure 10.



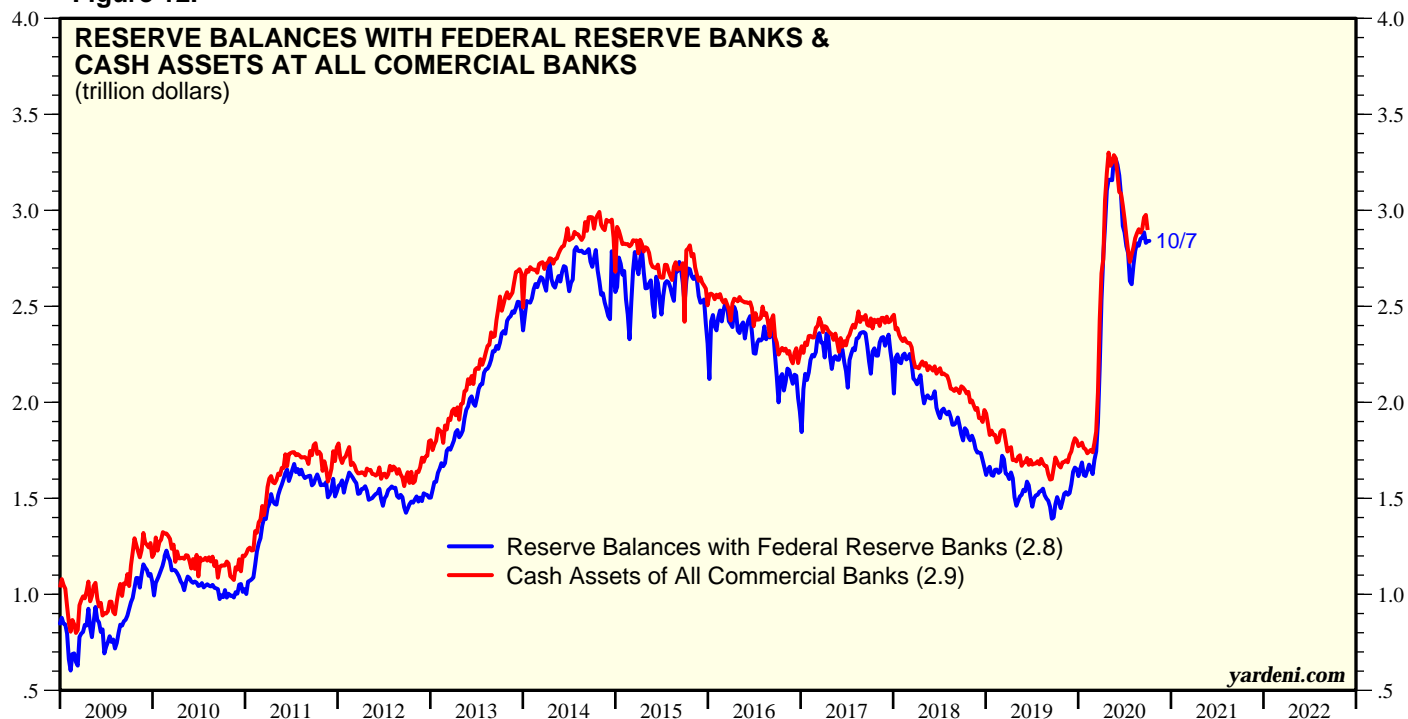
Source: Federal Reserve Board, Table H.4.1.

Figure 11.



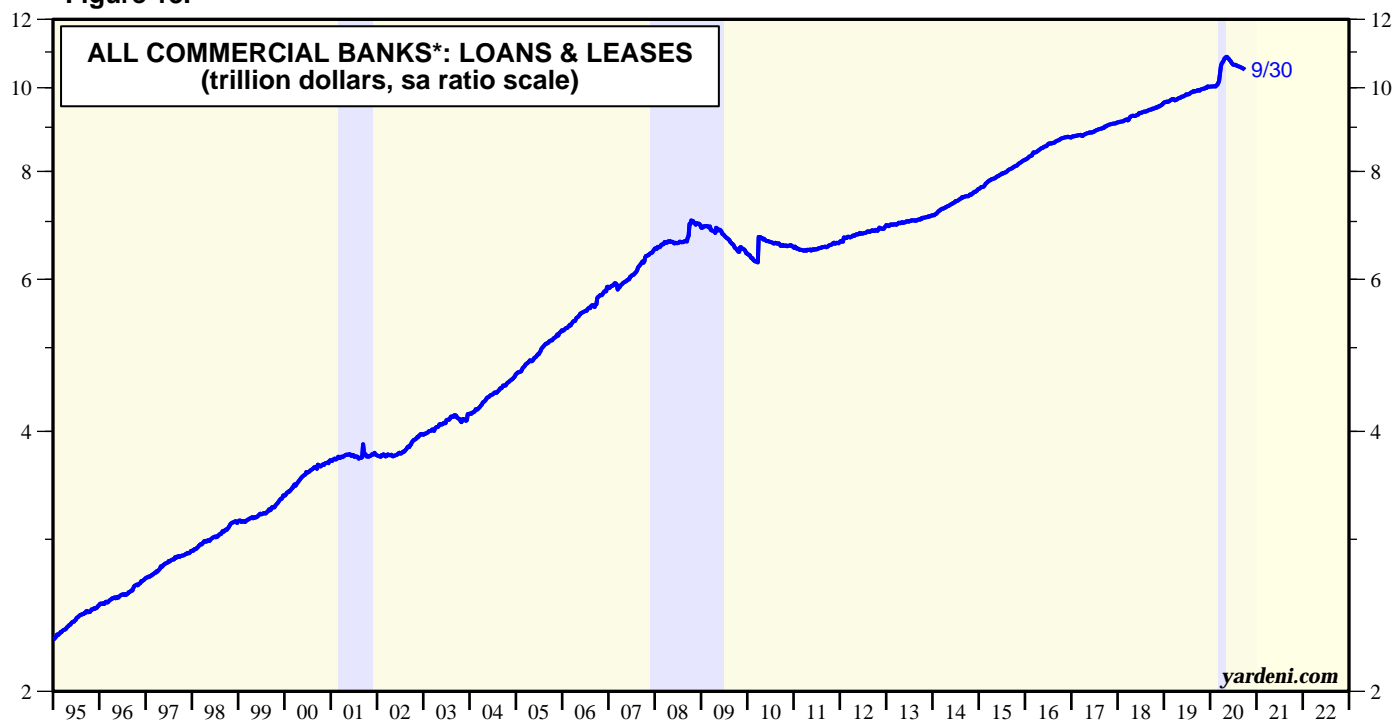
* Includes domestically chartered commercial banks and foreign-related ones.
Source: Federal Reserve Board.

Figure 12.



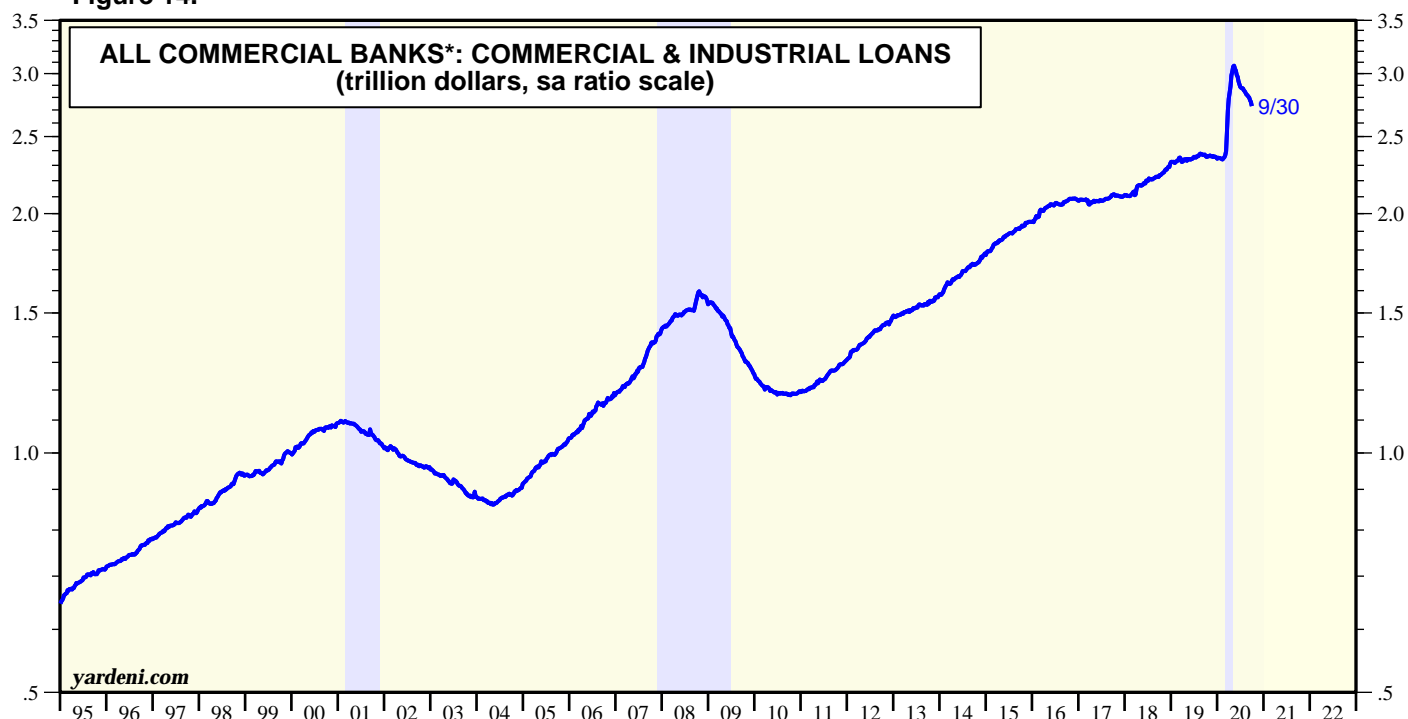
Source: Federal Reserve Board Release H.4.1 and H.8.

Figure 13.



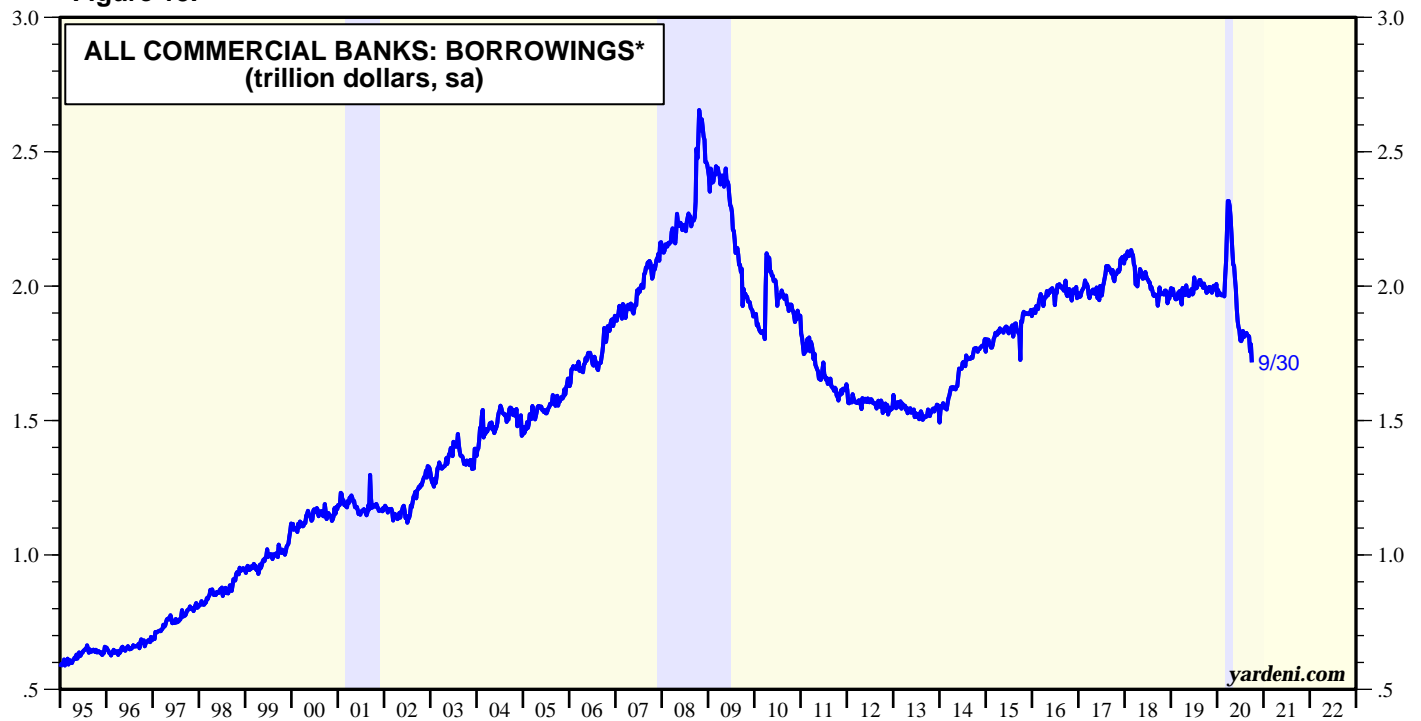
* Includes domestically chartered commercial banks and foreign-related ones.
Note: Shaded areas denote recessions according to the National Bureau of Economic Research.
Source: Federal Reserve Board.

Figure 14.



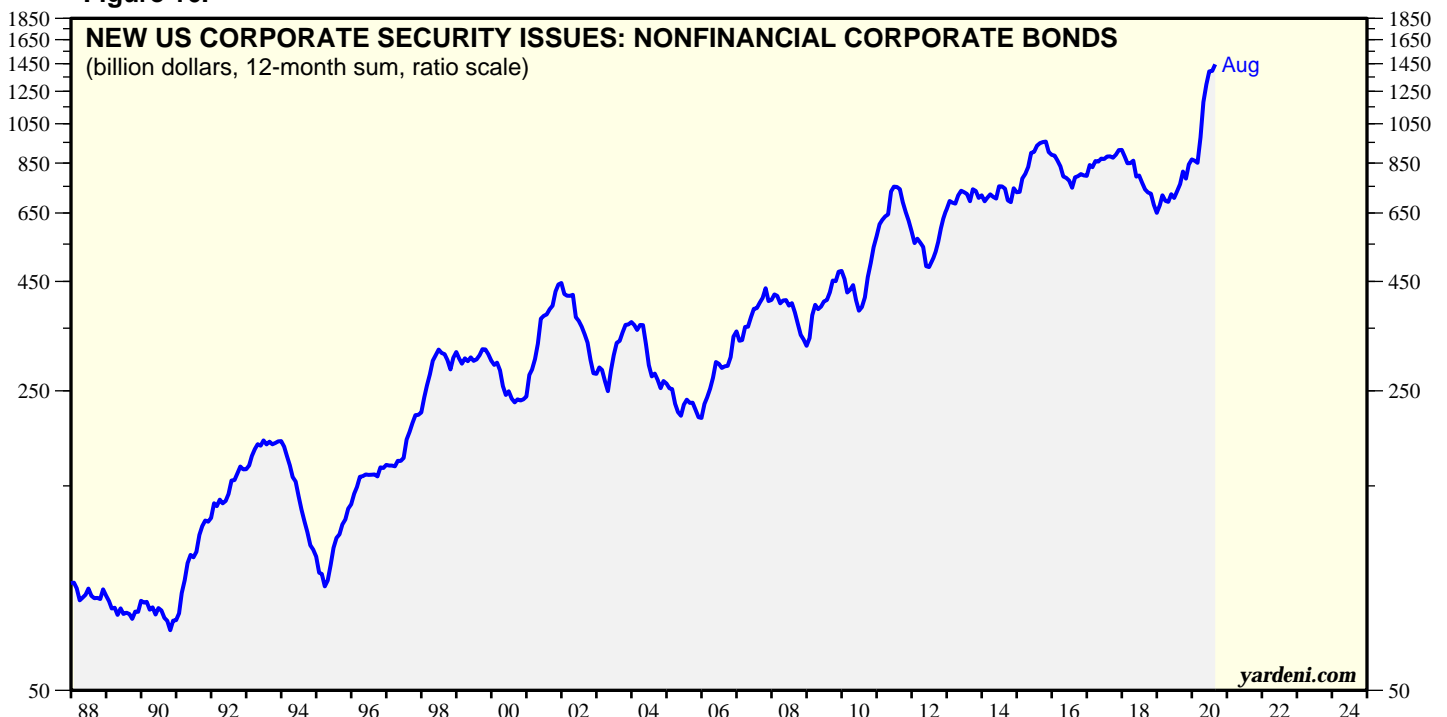
* Includes domestically chartered commercial banks and foreign-related ones.
Note: Shaded areas denote recessions according to the National Bureau of Economic Research.
Source: Federal Reserve Board.

Figure 15.



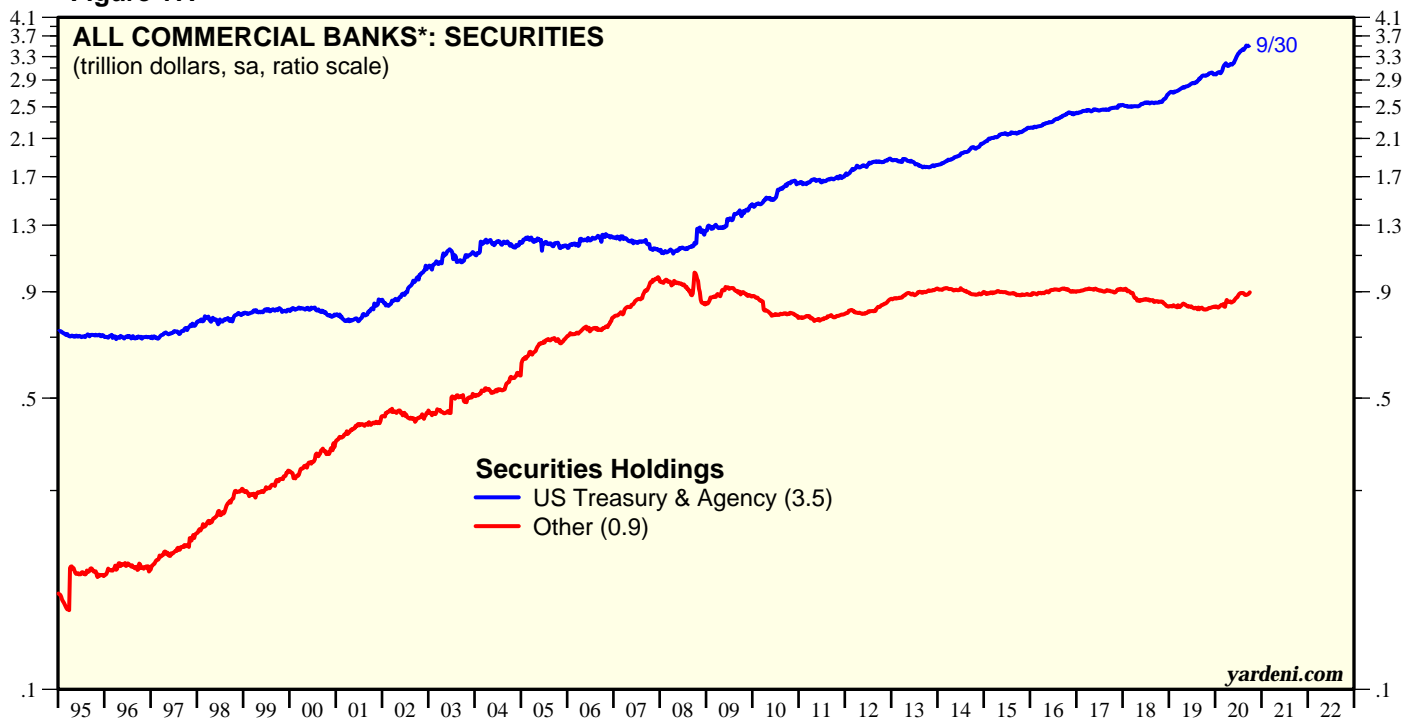
* From banks and nonbanks in the US.
Note: Shaded areas denote recessions according to the National Bureau of Economic Research.
Source: Federal Reserve Board.

Figure 16.



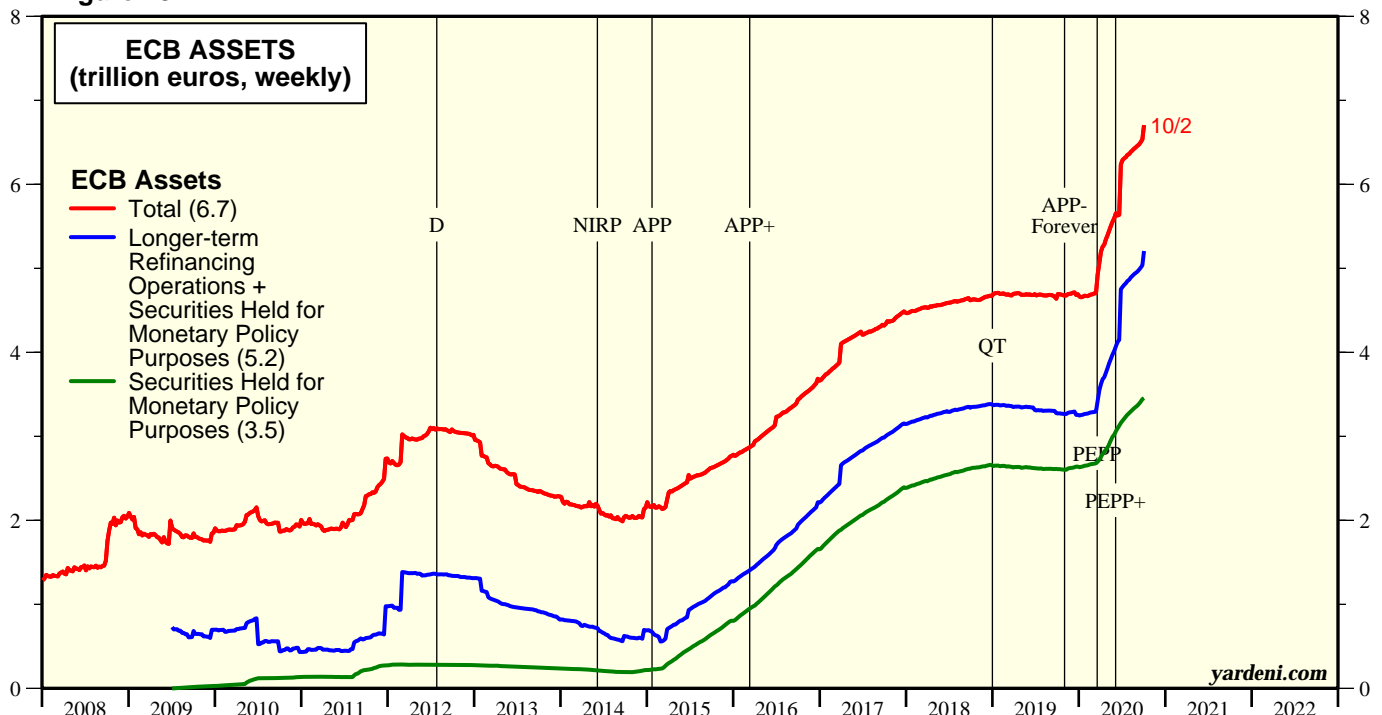
Source: Federal Reserve Board.

Figure 17.



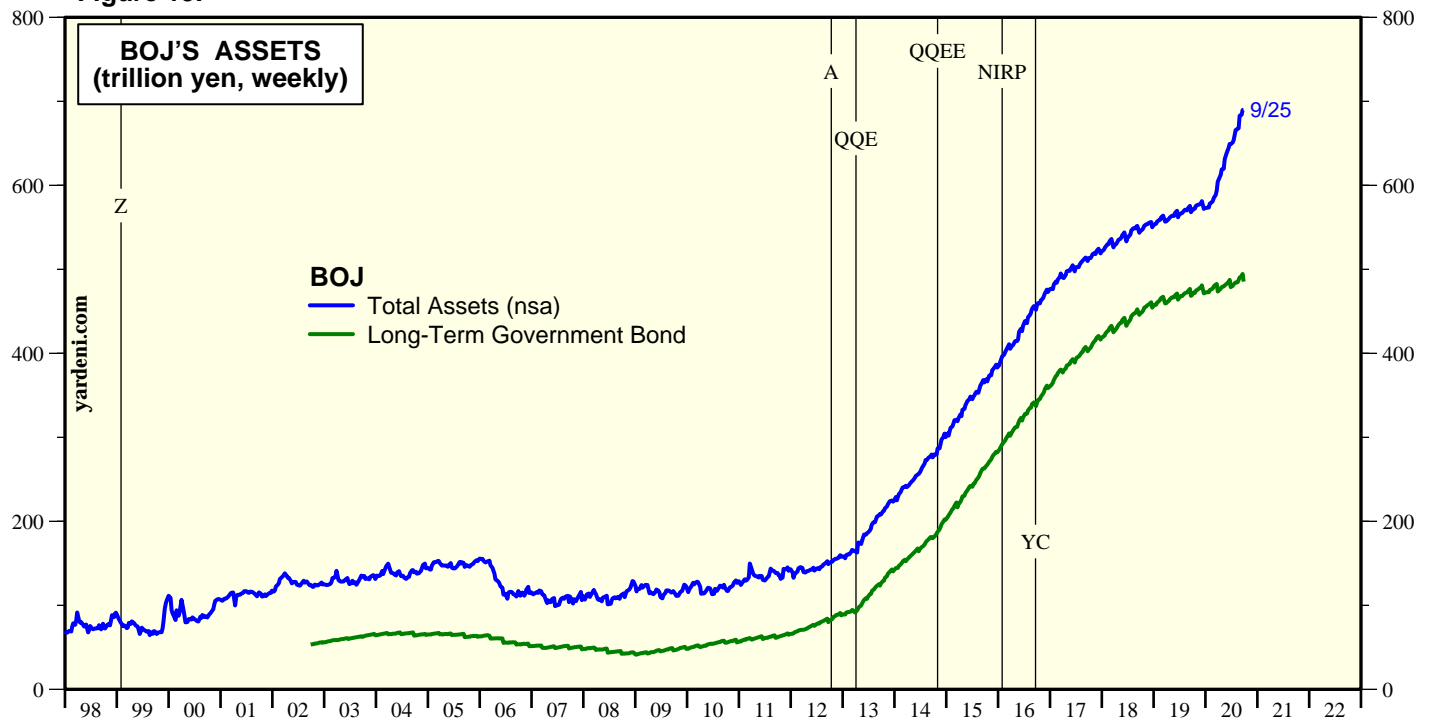
* Includes domestically chartered commercial banks and foreign-related ones.
Source: Federal Reserve Board.

Figure 18.



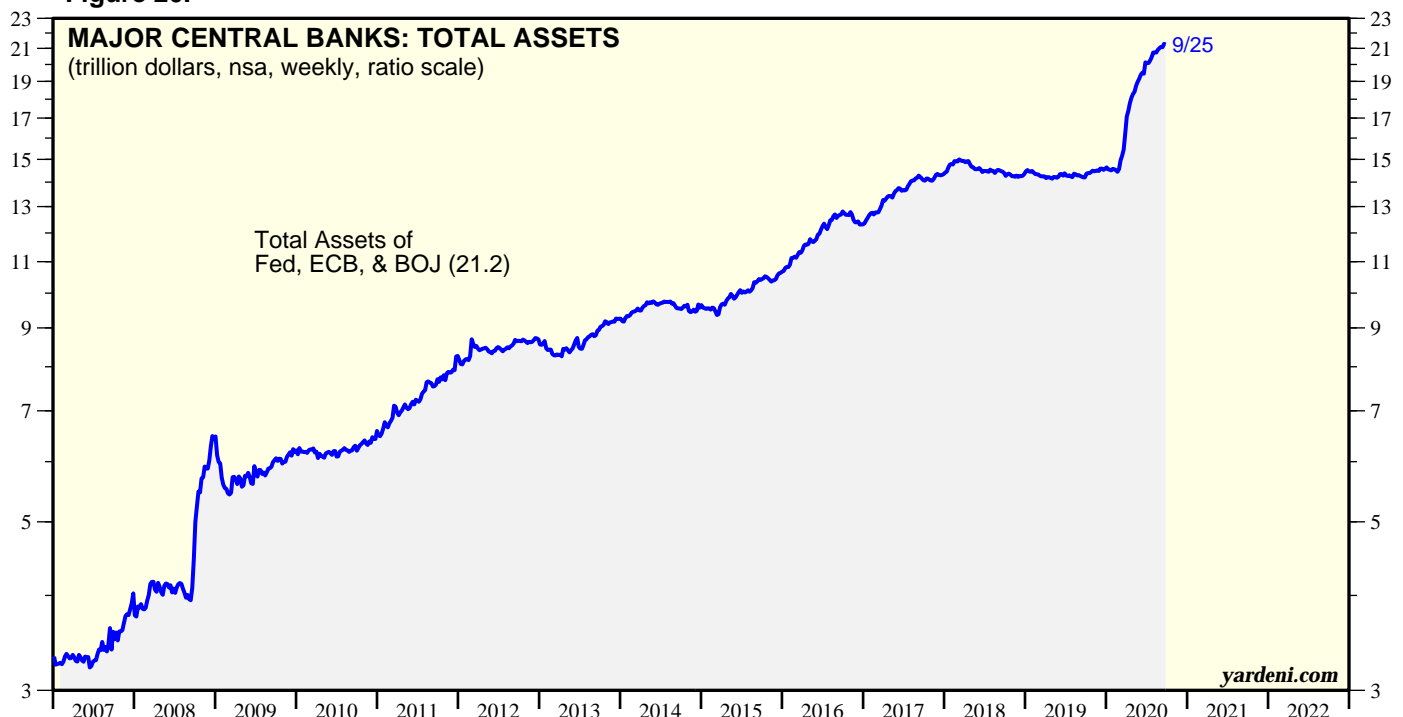
D = ECB President Mario Draghi pledged to do "whatever it takes" to defend the euro (7/26/12). NIRP = negative interest-rate policy (6/5/2014). APP (1/22/15). APP+ = expansion and extension of APP (3/10/16, corporate bond purchases started 6/1/16). QT (12/31/18). APP-Forever (11/1/19) 20 billion euros per month. PEPP (3/18/20) 750 billion euros open-ended asset purchases. PEPP+ (6/4/20) expanded by 600 billion euros.
Source: European Central Bank.

Figure 19.



Note: Z (2/12/99) = Zero interest rate policy. A = (10/12/12) = Markets start to anticipate Abenomics. QQE (4/4/13) = Quantitative and Qualitative Easing. QQEE (10/31/14) = expanded and extended version of QQE. NIRP = (1/29/16) = Negative interest rate policy. YC (9/21/16) = Yield curve targeting. Source: Bank of Japan.

Figure 20.



Source: Haver Analytics.

Copyright (c) Yardeni Research, Inc. 2020. All rights reserved. The information contained herein has been obtained from sources believed to be reliable, but is not necessarily complete and its accuracy cannot be guaranteed. No representation or warranty, express or implied, is made as to the fairness, accuracy, completeness, or correctness of the information and opinions contained herein. The views and the other information provided are subject to change without notice. All reports and podcasts posted on www.yardeni.com, blog.yardeni.com, and YRI's Apps are issued without regard to the specific investment objectives, financial situation, or particular needs of any specific recipient and are not to be construed as a solicitation or an offer to buy or sell any securities or related financial instruments. Past performance is not necessarily a guide to future results. Company fundamentals and earnings may be mentioned occasionally, but should not be construed as a recommendation to buy, sell, or hold the company's stock. Predictions, forecasts, and estimates for any and all markets should not be construed as recommendations to buy, sell, or hold any security--including mutual funds, futures contracts, and exchange traded funds, or any similar instruments.

The text, images, and other materials contained or displayed on any Yardeni Research, Inc. product, service, report, email or website are proprietary to Yardeni Research, Inc. and constitute valuable intellectual property. No material from any part of www.yardeni.com, blog.yardeni.com, and YRI's Apps may be downloaded, transmitted, broadcast, transferred, assigned, reproduced or in any other way used or otherwise disseminated in any form to any person or entity, without the explicit written consent of Yardeni Research, Inc. All unauthorized reproduction or other use of material from Yardeni Research, Inc. shall be deemed willful infringement(s) of this copyright and other proprietary and intellectual property rights, including but not limited to, rights of privacy. Yardeni Research, Inc. expressly reserves all rights in connection with its intellectual property, including without limitation the right to block the transfer of its products and services and/or to track usage thereof, through electronic tracking technology, and all other lawful means, now known or hereafter devised. Yardeni Research, Inc. reserves the right, without further notice, to pursue to the fullest extent allowed by the law any and all criminal and civil remedies for the violation of its rights.

The recipient should check any email and any attachments for the presence of viruses. Yardeni Research, Inc. accepts no liability for any damage caused by any virus transmitted by this company's emails, website, blog and Apps. Additional information available on [request](#).